

ASDT480-10XXF



RoHS

3-Year Warranty

- Universal 85- 264VAC or 120- 370VDC Input voltage
- Accepts AC or DC input (dual-use of same terminal)
- Operating ambient temperature range: -40°C to +70°C
- The efficiency is up to 94.5%
- High I/O isolation test voltage up to 3000VAC
- DC OK function
- Active PFC, PF > 0.99
- Low ripple & noise
- Output short circuit, over-current, over-voltage, over-temperature protection, input undervoltage protection
- DIN rail TS-35/7.5 or 15 mountable
- Ultra slim design with 48mm width
- Withstand 305VAC input voltage 5S

Description

ASDT480-10XXF is SHINETING AC-DC converter series featuring a cost-effective, energy efficient green power supply solution for standard DIN-rail mounting. The products offer a high level of stability and immunity to noise for industrial control equipment, machinery, and other industrial equipment in a variety of harsh environments. These light weight AC-DC converters have an extremely compact design and the standard rail installation for space saving. With good EMC performance, compliant with international IEC/EN/UL/BS EN 62368, UL61010, IS13252 (Part1), EN61558 standards for EMC and safety.

Selection Guide

Certification	Part No.	Output Power (W)*	Nominal Output Voltage and Current (Vo/Io)	Output Voltage Adjustable Range(V)	Efficiency at 230VAC (%) Typ.	Max.Capacitive Load (μF)
/	ASDT480-1024F	480	24V/20A	24-28	94.5	20000
	ASDT480-1048F		48V/10A	48-55		10000

Note: 1. *Use suffix "QQ"for double-faced conformal coating;

2. *Under any conditions, the total power of the product should not exceed the 480W rated power, and the output current cannot exceed the rated output current.

Input Specifications

Item	Operating Conditions		Min.	Typ.	Max.	Unit
Input Voltage Range	Rated input (Certified voltage)		100	--	240	VAC
	AC input		85	--	264	
	DC input		120	--	370	VDC
Input Voltage Frequency			47	--	63	Hz
Input Current	115VAC		--	--	5.5	A
	230VAC		--	--	2.5	
Inrush Current	115VAC	Cold start	--	--	35	
	230VAC		--	--	35	
Power Factor	115VAC		0.99	--	--	--
	230VAC		0.99	--	--	
Leakage Current	240VAC		<0.8mA			
Hot Plug			Unavailable			
Input Under-voltage Protection	Protection start (Input voltage drops from high to low)		--	60	--	VAC
	Protection release (Input voltage rises from low to high)		--	75	--	

Output Specifications

Item	Operating Conditions		Min.	Typ.	Max.	Unit	
Output Voltage Accuracy	Full load range		--	±1.0	--	%	
Line Regulation	Rated load		--	±0.5	--		
Load Regulation	0% - 100% load		--	±1.0	--		
Ripple & Noise*	20MHz bandwidth (peak-to-peak value)		24V	--	--	50	mV
			48V	--	--	70	
Temperature Coefficient			--	±0.03	--	%/°C	
Minimum Load				--	--	%	
Hold-up Time				22	--	ms	
DC OK Signal			30VDC/1A Max.				

Output Specifications

Item	Operating Conditions	Min.	Typ.	Max.	Unit
Short Circuit Protection	Recovery time 10s after the short circuit disappear.	Hiccup mode, constant current works 1s, turn off 10s, continuous, self-recovery			
Over-current Protection	230VAC, rated load	150% Io (Typ.), the output turned off after working continuously for 1s, self-recovery			
Over-voltage Protection	24V	29-35V (Output voltage hiccup)			
	48V	56-60V (Output voltage hiccup)			
Over-temperature Protection*	230VAC, 100% Io Over-temperature protection start	--	--	90	°C
	230VAC, 100% Io Over-temperature protection release	60	--	--	

Note: 1. *The "Tip and barrel method" is used for ripple and noise test, output parallel 47uF electrolytic capacitor and 0.1uF ceramic capacitor, please refer to Enclosed Switching Power Supply Application Notes for specific information;
 2. *Over-temperature Protection: Output voltage turn off, self-recovery after the temperature drops.

General Specifications

Item	Operating Conditions	Min.	Typ.	Max.	Unit	
Isolation Test	Input -	2000	--	--	VAC	
	Input - output	3000	--	--		
	Output -	500	--	--		
Insulation Resistance	Input -	100	--	--	MΩ	
	Input - output	100	--	--		
	Output -	100	--	--		
Operating Temperature		-40	--	+70	°C	
Storage Temperature		-40	--	+85		
Storage Humidity	Non-condensing	10	--	95	%RH	
Operating Humidity		20	--	90		
Switching Frequency		--	--	--	kHz	
Power Derating	Operating temperature derating	+50°C to +70°C	2.5	--	--	%/°C
	Input voltage derating	85VAC -100VAC	1.0	--	--	%/ VAC

General Specifications

Item	Operating Conditions	Min.	Typ.	Max.	Unit
Safety Standard		UL61010-1, UL61010-2-201, IS13252 (Part1) safety approved & EN62368-1, BS EN 62368-1 (Report) Design refer to IEC/UL62368-1, EN61558-1, EN61558-2-16			
Safety Class		CLASS I			
MTBF	MIL-HDBK-217F @ 25°C	>300,000 h			

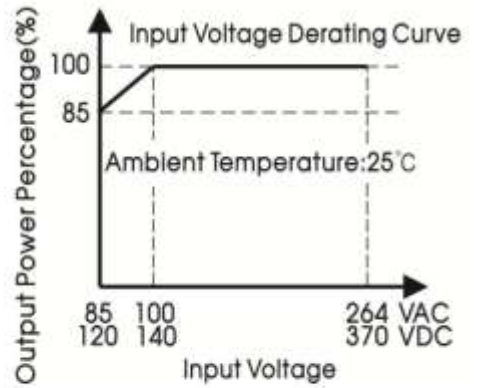
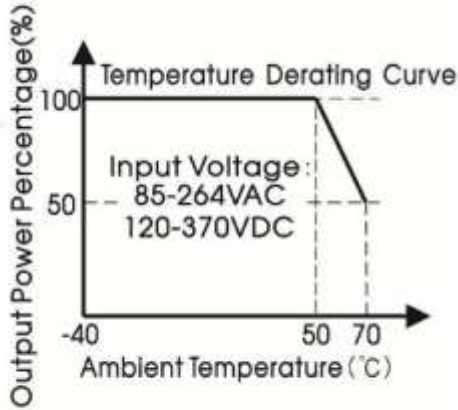
Mechanical Specifications

Case Material	Metal (AL1100, SPCC) and Plastic (PC940)
Dimensions	131.50 x 48.00 x 125.00 mm
Weight	980g (Typ.)
Cooling Method	Free air convection

EMC Specifications

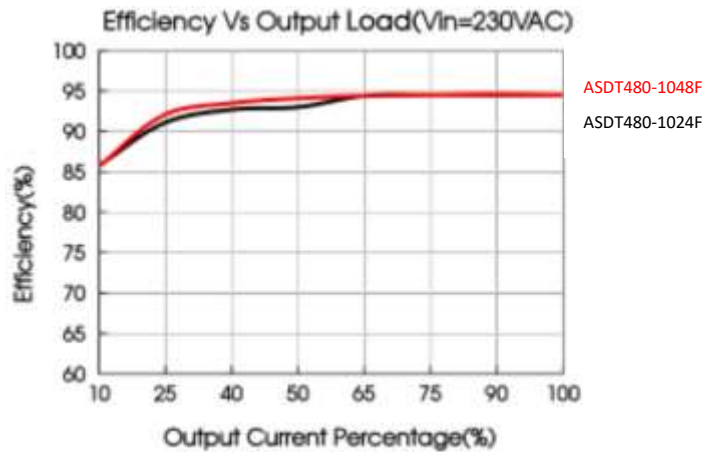
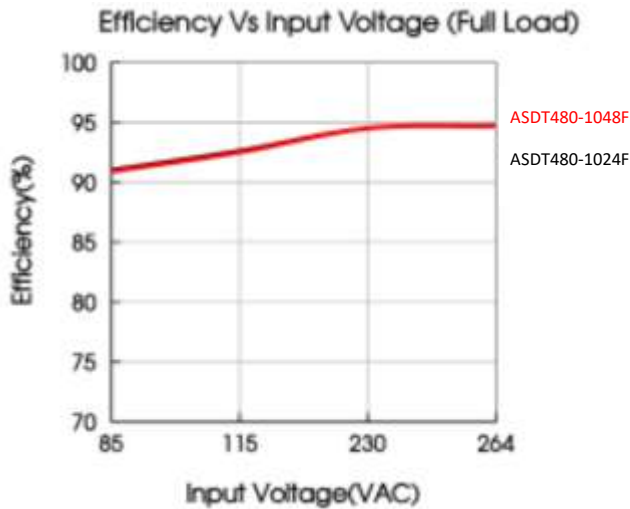
Emissions	CE	CISPR32/EN55032 CLASS B
	RE	CISPR32/EN55032 CLASS B
	Harmonic current	IEC/EN 61000-3-2 CLASS A and CLASS D
Immunity	ESD	IEC/EN 61000-4-2 Contact $\pm 8\text{KV}$ /Air $\pm 15\text{KV}$
	RS	IEC/EN 61000-4-3 10V/m
	EFT	IEC/EN 61000-4-4 $\pm 4\text{KV}$
	Surge	IEC/EN 61000-4-5 line to line $\pm 2\text{KV}$ /line to ground $\pm 4\text{KV}$
	CS	IEC/EN61000-4-6 10 Vr.m.s
	Voltage dips, short interruptions and voltage variations immunity	IEC/EN61000-4-11 0%, 70%

Product Characteristic Curves

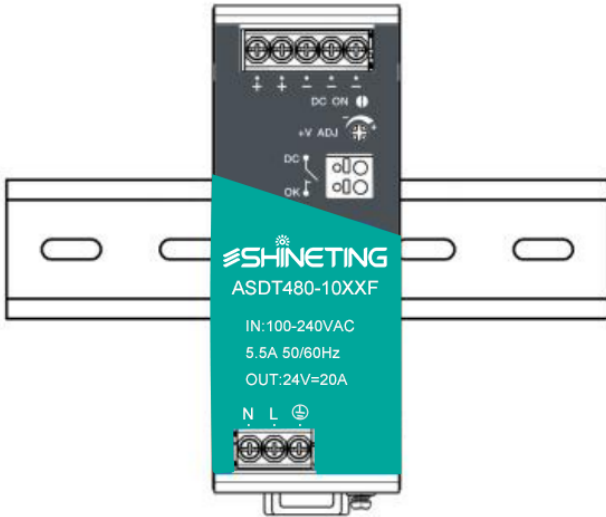


Note: 1. With an AC input voltage between 85 -100VAC and a DC input between 120-140VDC the output power must be derated as per the temperature derating curves;

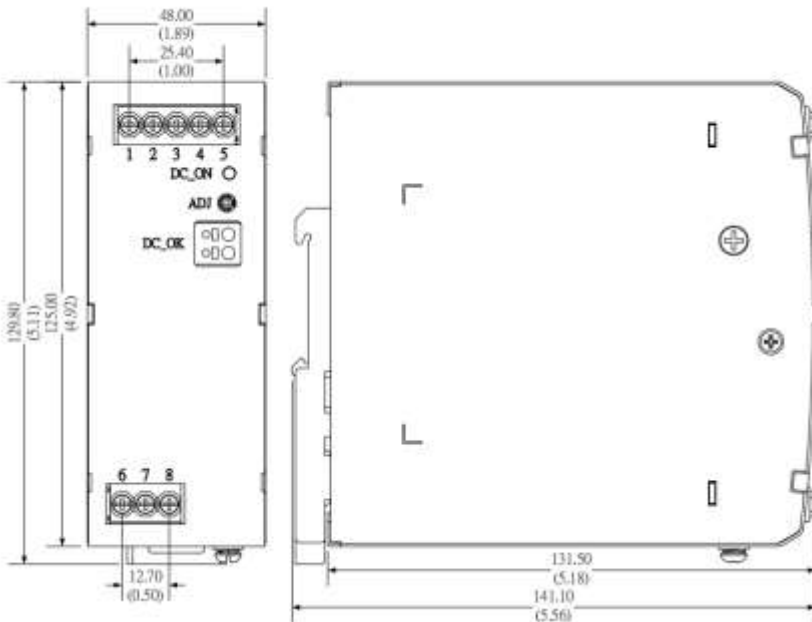
2. This product is suitable for applications using natural air cooling; for applications in closed environment please consult Momsun FAE.



Installation Diagram



Dimensions and Recommended Layout




Pin Output Specifications	
Pin	Function
1	+V Output
2	+V Output
3	-V Output
4	-V Output
5	-V Output
6	Input (N)
7	Input (L)
8	GND
ADJ	Voltage adjustment

Note:
Unit: mm (inch)
General tolerance : ±1.0 (0.04)
Wire gauge : 28 - 10AWG
Tightening torque : 0.4N·m Max.
Mounting rail : TS35, rail need to connect safety ground



WARNING Risk of electrical shock, fire, personal injury or death:

AVERTISSEMENT AVERTISSEMENT Risque de choc électrique, d'incendie, de blessures corporelles ou de décès :

1. Do not use the power supply without proper grounding (Protective Earth). Use the terminal on the input block for earth connection and not one of the screws on the housing;
N'utilisez pas l'alimentation électrique sans mise à la terre appropriée (Terre protectrice). Utilisez le terminal sur le bloc d'entrée pour la connexion terrestre et non pas une des vis sur le boîtier;
2. Turn power off before working on the device, protect against inadvertent re-powering;
Éteignez l'alimentation avant de travailler sur l'appareil, protégez-vous contre la réénergisation accidentelle;
3. Make sure that the wiring is correct by following all local and national codes;
Assurez-vous que le câblage est correct en suivant tous les codes locaux et nationaux;
4. Do not modify or repair the unit;
Ne modifiez pas ou ne réparez pas l'appareil;
5. Do not open the unit as high voltages are present inside;
Ne modifiez pas ou ne réparez pas l'appareil;
6. Use caution to prevent any foreign objects from entering the housing;
Faire preuve de prudence pour empêcher les objets étrangers d'entrer dans le logement;
7. Do not use in wet locations or in areas where moisture or condensation can be expected;
Faire preuve de prudence pour empêcher les objets étrangers d'entrer dans le logement;
8. Do not touch during power-on, and immediately after power-off, hot surfaces may cause burns; 
Ne touchez pas pendant l'alimentation et, immédiatement après l'alimentation, les surfaces chaudes peuvent causer des brûlures.
9. For ambient temperature $\leq 60^{\circ}\text{C}$, use $\geq 90^{\circ}\text{C}$ - copper wire only; for ambient temperature $>60^{\circ}\text{C}$ to 85°C , use $\geq 105^{\circ}\text{C}$ - copper wire only; use only wires with a minimum dielectric strength of 300V (input) and 60V (output);
Température ambiante $\leq 60^{\circ}\text{C}$, utiliser $\geq 90^{\circ}\text{C}$ - seulement fils de cuivre; Température ambiante $>60^{\circ}\text{C}$ et 85°C , utiliser $\geq 105^{\circ}\text{C}$ - seulement fils de cuivre; Uniquement pour l'utilisation de fils de cuivre d'une résistance d'isolation minimale de 300V (d'entrée) et 60V (de sortie).

Note:

1. If the product is not operated within the required load range, the product performance cannot be guaranteed to comply with all parameters in the datasheet;
2. The maximum capacitive load offered were tested at input voltage range and full load;
3. Unless otherwise specified, parameters in this datasheet were measured under the conditions of $T_a=25^{\circ}\text{C}$, humidity $<75\%RH$ with nominal input voltage and rated output load;
4. All index testing methods in this datasheet are based on our company corporate standards;
5. We can provide product customization service, please contact our technicians directly for specific information;
6. Products are related to laws and regulations: see "Features" and "EMC";